

MONTENESSORI



Early Childhood Education



Maria Montessori

Teacher's Training

What is the Course start date?

Course Lessons are released every Thursday.

This course has a 5 week duration. Two lessons are released each week for the duration of the course.

You do not have to be present when the lesson is released. The lesson will be emailed to you.




Centre for Professional Studies & Services

www.cpssnet.com

Tel. 97524681

"Free the child's potential, and you will transform him into the world "

..... Dr Maria Montessori.



Learn Montessori & Teach confidently

- ✓ **Sensorial (List of 26 materials, 41 activities, plus 7 games)**
- ✓ **Exercises for Practical Life (101 activities & samples)**
- ✓ **Cultural, Biology & Geography (List of 11 materials & sample activities)**
- ✓ **Language (List of 42 materials & 60 sample activities)**
- ✓ **Mathematics (List of 53 materials & sample activities)**

Each module integrates sensorial, practical life, cultural, language & maths with other learning experiences into a meaningful and interrelated theme based on Dr. Maria Montessori's teachings. The notes also include an introduction to each area, step by step explanations to each materials/activities, and popular quotes from Dr. Maria Montessori

This course will help you discover how to:

Become a "directress" instead of a "teacher" - directing a child to find the best way to learn from Montessori teaching materials and exercises, and from the surrounding environment, rather than from the adult.

Apply more than 200 practical Montessori teaching materials & exercises, with clear step by step explanations, focusing on the children's developmental areas of sensorial, exercises for practical life, cultural, language and math.

Help the child's personality to unfold & develop creativity, problem solving, social, time-management skills, contribute to society and the environment, and to become fulfilled persons in their particular time and place on earth.

Be a creator of a learning environment, sources of love, model for children to emulate, guides in learning experiences, and partners in nurturing a child's growth.



Centre for Professional Studies & Services

www.cpssnet.com


Tel. 97524681

Montessori Course Modules

1) SENSORIAL MODULE

(Helps the Child Attain Maximum Refinement of His/ Her Senses)

- * An introduction to the Montessori Sensorial education
- * How to conduct the three period lesson
- * Introduces the work cycle
- * Outline in detail the exercises to work with the Montessori Sensorial materials, namely
 - * Visual (Size and Dimension)
 - * Pink Tower, Broad Stair, Long Rods, Knobbed Cylinders, Knobless Cylinders
 - * Visual (Colour & Form)
 - * Colour Box 1, Color Box 2, Color Box 3, Presentation Tray, Geometric Cabinet & Cards, Tessellations, Flat Shapes, Constructive Triangles, Binomial Cube, Geometric Solids
- * Tactile
 - * Touch Boards, Touch Tablets, Touch Fabrics, Stereognostic Sense, Baric Tablets, Thermic Tablets, Thermic Bottles
- * Auditory
 - * Sound boxes, Montessori Bells
- * Olfactory
 - * Smell Bottles
- * Gustatory



2) PRACTICAL LIFE

(Helps To Faciliate the Child's Adaptation to the World)

Exercises for practical life are simple Montessori activities which adults perform daily in order to maintain control of the environment in which they live and work. The child is influenced by the adult's daily routine and activities. By imitating the activities, it is the child's way of adapting to the world around him and constructing reality.

The CPSS Practical Life Module will provide;

- * An introduction to Montessori EPL education
- * Introduces the work cycle
- * Outline in detail the Montessori exercises for EPL materials

AREA 1 - Elementary Movements and Preliminary Activities

- * Classroom Conduct for Directress and Child
- * Development of Fine Motor Skills - Pouring
- * Transferring
- * Opening & Closing
- * Threading, Cutting, Sewing, Folding
- * Walking on a line
- * The Silence Game



AREA 2 - Montessori Exercises for the Care of Self

- * Changing Shoes
- * Dressing frames; Zip, Velcro, Buttons, Press Studs, Hook & Eye, Buckling, Bow Tying, Lacing
- * Polishing Shoes & Folding Clothes
- * Blowing Nose & Coughing
- * Care of Teeth, Nails, & Hair

AREA 3 - Montessori Exercises for the Care of the Environment

- * Dusting, Sweeping, Polishing
- * Use of Clothes Peg, Washing up
- * Scrubbing of Tables, Floor..etc
- * Care of Garden, Indoor Plants, Flowers
- * Planting Seeds
- * Care of Pets
- * Classroom Skills
- * Cooking Skills
- * Fire Drill



AREA 4 - Montessori Exercises for the Development of Social Skills, Grace & Courtesy

- * Greeting People,
- * Interrupting with Excuse Me
- * Coping with an offence
- * Conduct with a visitor
- * Speaking to a Group
- * Behavior on Outings,
- * Special Occassions
- * Helping Out
- * Table Manners and Use of Eating Utensils
- * Serving and Sharing Foods
- * Individual Snack



Centre for Professional Studies & Services

www.cpssnet.com

Tel. 97524681

Montessori Course Modules. Contd.....

3) CULTURAL, BIOLOGY & GEOGRAPHY (Helps the Child to Acquire Knowledge in Biology, Geography & Science)

The CPSS Cultural, Biology & Geography Module will provide;


- * An introduction to the Montessori Cultural, Biology and Geography education.
- * Outline in detail the Montessori Cultural exercises to work with the materials namely,
 - * BIOLOGY
 - * Introduction
 - * Leaf Cabinet
 - * Pairing Cards
 - * Classification Folders
 - * Terminology/Nomenclature Cards
 - * Life Cycles
- * GEOGRAPHY
- * Introduction
- * Air, Land and Water Boxes
- * Land and Water Forms
- * Sandpaper Globe - Land and Water
- * Continent Globe
- * Transition to Flat Maps
- * Puzzle Map of the World
- * Puzzle Map of Individual Continents



4. LANGUAGE (Helps a Child Develop Abilities to Communicate Effectively)

The CPSS Language Module of the Montessori curriculum emphasizes 3 kinds of development and abilities required to communicate with someone;

- * Able to make sounds and string them together to make intelligent utterances.
- * Able to perceive sounds and to understand the others' utterances.
- * Able to hold a conversation, i.e. to interact.
- * The Language guide book of the Montessori curriculum will provide;
 - * An introduction to the language education
 - * How to conduct the three period lesson
 - * Introduces the work cycle
 - * Outline in detail the exercises to work with Montessori Language materials, namely
 - * Insets, Sandpaper letters, Large Moveable Alphabet
 - * Pink Series - 3 letters phonic words
 - * Objects and Pictures with LMA
 - * Early Grammar
 - * Blue Series - Longer phonic words containing consonants blends
 - * Objects with LMA and words
 - * Early Grammar
 - * Green Series - Introduction to consonant digraphs, vowel digraphs, and other phonograms
 - * Phonogram box, Small Moveable Alphabet, Sentence Strip, Phonogram Reading Book
 - * Later Grammar - Noun Boxes, Adjective Boxes, Verb Boxes, Singular/Plural Boxes, Preposition Box, Theme Box



Centre for Professional Studies & Services

www.cpsnet.com

Tel. 97524681

5) MATHEMATICS (Helps To Understand the Fundamental of Math Equations & Numbers)

The CPSS Math Module of the Montessori curriculum will provide;

- * An introduction to Montessori Math education
- * How to conduct the three period lesson
- * Introduces the work cycle
- * Outline in detail the exercises to work with the Montessori mathematical materials, namely;
 - * Number Rods, Sandpaper Numerals, Spindle Box, Zero Games, Cards & Counters
 - * Introduction to Sequin Board A
 - * Short Bead Stair, Unit, Beads & Boards
 - * Introduction to Sequin Board B
 - * Beads and Cards
 - * The Snake Game
 - * Addition and Subtraction with Small Rods
 - * Addition and Subtraction with Small Bead Stair
 - * Addition and Subtraction Strip Board
 - * Golden Bead
 - * Beads for naming, counting, and practise
 - * Cards for naming, and counting and practise
 - * Beads and Cards, Quantity and Symbols
 - * A Bird's Eye View
 - * Unlimited Beads
 - * Group Operation
 - * Addition, Multiplication, Subtraction, and Division
 - * Bead Chain
 - * 100 Chains, 1000 Chains
 - * Addition Tables
 - * Short Bead Stair, Addition Chart A, Addition Chart B
 - * Subtraction Tables
 - * Short Bead Stair, Subtraction Chart A, Subtraction Chart B
 - * Multiplication Tables
 - * Multiplication Board, Short Bead Stair, Multiplication Chart A, Multiplication Chart B
 - * Division Tables
 - * Division Board, Division Chart A, Division Chart B

